


DOVER · DOVER LINE

MONOPOROSA RECTIFICADO / RECTIFIED WALL TILES



DOVER ACERO
31,6x90x0,9cm
Butsch recommends junta / Butsch recommends joint: Colores&K Rapid n Marfil&tan B22502002 / 100004295

PERFIL DOVER ACERO
1,5x31,6cm

P3470759 / 100155567 G261
P6209109 / 100156682 G77



DOVER LINE ACERO
31,6x90x0,9cm
Butsch recommends junta / Butsch recommends joint: Colores&K Rapid n Marfil&tan B22502002 / 100004295

↑↑
DIRECCIONALIDAD
DIRECTIONALITY

P3470767 / 100155900 G271



DOVER CALIZA
31,6x90x0,9cm
Butsch recommends junta / Butsch recommends joint: Colores&K Rapid n Gris B22502013 / 100004305

PERFIL DOVER CALIZA
1,5x31,6cm


P3470758 / 100155616 G261
P6209108 / 100156684 G77



DOVER LINE CALIZA
31,6x90x0,9cm
Butsch recommends junta / Butsch recommends joint: Colores&K Rapid n Gris B22502013 / 100004305

↑↑
DIRECCIONALIDAD
DIRECTIONALITY

P3470766 / 100155902 G271



DOVER ARENA
31,6x90x0,9cm
Butsch recommends junta / Butsch recommends joint: Colores&K Rapid n Gris B22502013 / 100004305

PERFIL DOVER ARENA
1,5x31,6cm

P3470756 / 100155613 G261
P6209110 / 100156683 G77



DOVER LINE ARENA
31,6x90x0,9cm
Butsch recommends junta / Butsch recommends joint: Colores&K Rapid n Gris B22502013 / 100004305

↑↑
DIRECCIONALIDAD
DIRECTIONALITY

P3470765 / 100155901 G271



DOVER TOPO
31,6x90x0,9cm
Butsch recommends junta / Butsch recommends joint: Colores&K Rapid n Cemento B22502013 / 100004305

PERFIL DOVER TOPO
1,5x31,6cm

P3470774 / 100155979 G261
P6209111 / 100156685 G77


EMBALAJE / PACKING

FORMATO cm	PZ/CJ	MZ/CJ	CJ/PAL	MZ/PAL	*M2/CJ	*M2/PAL	Adhesivo
31,6x90cm	4	1,14	57	64,84	19,58	1116,19	Fr-one n
1,5x31,6cm	30	0,28	42	11,94	3,83	160,93	Fr-one n

*valores aproximados. **approximated values.



PAVIMENTO COMBINABLE: SERIE DOVER 59,6x59,6cm - PAG.154
FLOOR TILES COMBINATIONS: DOVER SERIES 59,6x59,6cm - PAG.154



DOVER MODERN LINE · DOVER SPIGA

MONOPOROSA RECTIFICADO / RECTIFIED WALL TILES



DOVER MODERN LINE ACERO
31,6x90x1,14cm
Butsch recommends junta / Butsch recommends joint: Colores&K Rapid n Marfil&tan B22502002 / 100004295

P3470761 / 100155622 G271



DOVER SPIGA ACERO
31,6x90x1,04cm
Butsch recommends junta / Butsch recommends joint: Colores&K Rapid n Marfil&tan B22502002 / 100004295

P3470775 / 100155972 G271



DOVER MODERN LINE CALIZA
31,6x90x1,14cm
Butsch recommends junta / Butsch recommends joint: Colores&K Rapid n Gris B22502013 / 100004305

P3470760 / 100155624 G271



DOVER SPIGA CALIZA
31,6x90x1,04cm
Butsch recommends junta / Butsch recommends joint: Colores&K Rapid n Gris B22502013 / 100004305

P3470770 / 100155975 G271



DOVER MODERN LINE ARENA
31,6x90x1,14cm
Butsch recommends junta / Butsch recommends joint: Colores&K Rapid n Gris B22502013 / 100004305

P3470762 / 100155623 G271



DOVER SPIGA ARENA
31,6x90x1,04cm
Butsch recommends junta / Butsch recommends joint: Colores&K Rapid n Gris B22502013 / 100004305

P3470773 / 100155974 G271



DOVER MODERN LINE TOPO
31,6x90x1,14cm
Butsch recommends junta / Butsch recommends joint: Colores&K Rapid n Cemento B22502013 / 100004305

P3470772 / 100155971 G271



DOVER SPIGA TOPO
31,6x90x1,04cm
Butsch recommends junta / Butsch recommends joint: Colores&K Rapid n Cemento B22502013 / 100004305

P3470769 / 100155976 G271

EMBALAJE / PACKING

FORMATO cm	PZ/CJ	MZ/CJ	CJ/PAL	MZ/PAL	*M2/CJ	*M2/PAL	Adhesivo
31,6x90cm Modern Line	3	0,85	57	48,63	14,69	837,14	Fr-one n
31,6x90cm Spiga	3	0,85	66	56,31	13,29	876,74	Fr-one n

*valores aproximados. **approximated values.



PAVIMENTO COMBINABLE: SERIE DOVER 59,6x59,6cm - PAG.154
FLOOR TILES COMBINATIONS: DOVER SERIES 59,6x59,6cm - PAG.154






DOVER CALIZA & DOVER ANTIQUE 31,6x90cm

DOVER ANTIQUE

MONOPOROSA RECTIFICADO / RECTIFIED WALL TILES




DOVER ANTIQUE
31,6x90x0,9cm
Butech recommends junta / Butech recommends joint: Colorstik Rapid n Gornito B22502013 / 100004305
P3470757 / 100155610 G271


DOVER ANTIQUE ESTÁ FORMADO POR 6 DECORADOS DISTINTOS ALEATORIOS.
- DOVER ANTIQUE RANGE IS MADE IN 6 DIFFERENT RANDOM PATTERNS.

BELICE


MONOPOROSA RECTIFICADO / RECTIFIED WALL TILES



BELICE ACERO
31,6x90x0,91cm
Butech recomienda junta / Butech recommends joint: Colorstik Rapid n Manhattan B22502002 / 100004295
P3470745 / 100155581 G271



BELICE CALIZA
31,6x90x0,91cm
Butech recomienda junta / Butech recommends joint: Colorstik Rapid n Gris B22502013 / 100004305
P3470752 / 100155582 G271



BELICE ARENA
31,6x90x0,91cm
Butech recomienda junta / Butech recommends joint: Colorstik Rapid n Beige B22502016 / 100004308
P3470777 / 100156161 G271

EMBALAJE / PACKING							
FORMATO cm	PZ/CJ	MZ/CJ	CJ/PAL	MZ/PAL	*MZ/CJ	*CJ/PAL	Adhesivo
31,6x90cm	4	1,14	57	64,84	19,58	1116,19	Fr-one n

*valores aproximados. *approximated values.



REVESTIMIENTOS
WALL TILES

DOVERACERO 6 DOVER MODERN LINE ACERO 3L 51/59 2m

DOVER

GRES PORCELLANATO RECTIFICADO / COLOR MASA
RECTIFIED PORCELLANATO TILES / COLOURED BISCUIT



DOVER ACERO S-R
80x80x1,1cm P1760081 / 100155569 G369
59,6x59,6x1,1cm P1856952 / 100155568 G354
Butech recomienda junta / Butech recommends joint:
ColorMatch Paper n.º Gris: B22502013 / 100004305



DOVER ACERO ANTISLIP S-R
59,6x59,6x1,1cm P1856966 / 100156775 G359



DOVER TOPO S-R
80x80x1,1cm P1760085 / 100155626 G369
59,6x59,6x1,1cm P1856956 / 100155625 G354
Butech recomienda junta / Butech recommends joint:
ColorMatch Paper n.º Cemento: B22502004 / 100004297



DOVER TOPO ANTISLIP S-R
59,6x59,6x1,1cm P1856965 / 100156777 G359



DOVER CALIZA S-R
80x80x1,1cm P1760084 / 100155621 G369
59,6x59,6x1,1cm P1856955 / 100155620 G354
Butech recomienda junta / Butech recommends joint:
ColorMatch Paper n.º Gris: B22502013 / 100004305



DOVER ARENA S-R
80x80x1,1cm P1760083 / 100155615 G369
59,6x59,6x1,1cm P1856954 / 100155614 G354
Butech recomienda junta / Butech recommends joint:
ColorMatch Paper n.º Gris: B22502013 / 100004305



DOVER ARENA S-R
80x80x1,1cm P1760083 / 100155615 G369
59,6x59,6x1,1cm P1856954 / 100155614 G354
Butech recomienda junta / Butech recommends joint:
ColorMatch Paper n.º Gris: B22502013 / 100004305



DOVER ARENA ANTISLIP S-R
59,6x59,6x1,1cm P1856967 / 100156776 G359




DOVER ANTIQUE S-R
80x80x1,1cm P1760082 / 100155612 G372
59,6x59,6x1,1cm P1856953 / 100155611 G359
Butech recomienda junta / Butech recommends joint:
ColorMatch Paper n.º Cemento: B22502004 / 100004297



EMBALAJE / PACKING		P1/CJ		M2/PAL		*M2/CJ		*M2/PAL		Adhesivo	
80x80cm	2	1,28	40	51,2	33,9	1355,48	one-flex n / maxifluid				
59,6x59,6cm	4	1,42	32	45,47	37,24	1127,62	one-flex n / maxifluid				
9,5x9,6cm Zócalo	18	0,97	56	54,07	23,25	1301,92	one-flex n				
9x80cm Zócalo	12	0,86	42	36,29	23,16	972,72	one-flex n				
31,6x59,6cm Huella Tec.	2	0,42	48	19,97	11,33	543,84	one-flex n / maxifluid				
31,6x59,6cm Huella Tec.Esq.	1	0,21	48	9,98	5,67	271,92	one-flex n / maxifluid				

*valores aproximados. *approximated values.



DOVER TOPO 59,6x59,6cm

		ZÓCALO 80x80cm		ZÓCALO 8x58,8cm		
1 INTENSIDAD DE TRÁNSITO PEATONAL: TRÁNSITO INTENSO INTENSITY OF PEDESTRIAN TRANSIT: HARD TRANSIT - DOVER ANTIQUE ESTÁ FORMADO POR 8 DECORADOS DISTINTOS ALEATORIOS. - DOVER ANTIQUE RANGE IS MADE IN 8 DIFFERENT RANDOM PATTERNS.	DOVER ACERO	P4160015 / 100156555	G63	DOVER ACERO	P9210251 / 100156554	G30
	DOVER CALIZA	P4160019 / 100156559	G63	DOVER CALIZA	P9210253 / 100156558	G30
	DOVER TOPO	P4160018 / 100156561	G63	DOVER TOPO	P9210252 / 100156560	G30
	DOVER ARENA	P4160016 / 100156557	G63	DOVER ARENA	P9210250 / 100156556	G30

		- HUILLA TÉCNICA 31,6x59,6cm		ESQUINA DERECHA		ESQUINA IZQUIERDA	
	DOVER ACERO	P9210263 / 100156674	G130	P9210255 / 100156670	G150	P9210264 / 100156678	G150
	DOVER ACERO ANT.	P9210268 / 100156798	G130	P9210273 / 100156795	G150	P9210276 / 100156821	G150
	DOVER CALIZA	P9210259 / 100156676	G130	P9210258 / 100156672	G150	P9210266 / 100156637	G150
	DOVER TOPO	P9210262 / 100156677	G130	P9210256 / 100156673	G150	P9210265 / 100156638	G150
	DOVER TOPO ANT.	P9210269 / 100156820	G130	P9210275 / 100156797	G150	P9210272 / 100156823	G150
DOVER ARENA	P9210261 / 100156675	G130	P9210257 / 100156671	G150	P9210260 / 100156679	G150	
DOVER ARENA ANT.	P9210270 / 100156799	G130	P9210271 / 100156796	G150	P9210274 / 100156822	G150	
	- HUILLA TÉCNICA MEC. 31,6x59,6cm		G132	- HUILLA TÉCNICA ESQ. DER/IZQ. MEC 31,6x59,6cm			G153